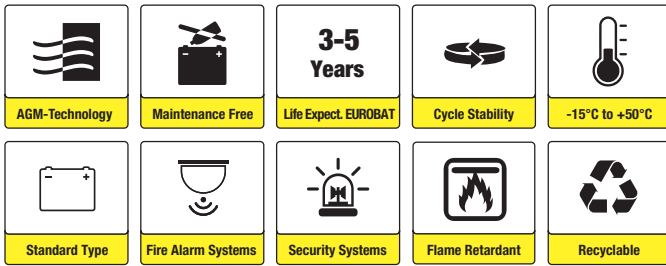





SB6-12V0 (6V12Ah)



Applications

- Uninterruptable Power Supply (UPS)
- Electric Power System (EPS)
- Emergency backup power supply
- Emergency light
- Railway signal
- Alarm and security system
- Communication power supply
- DC power supply



Certificates



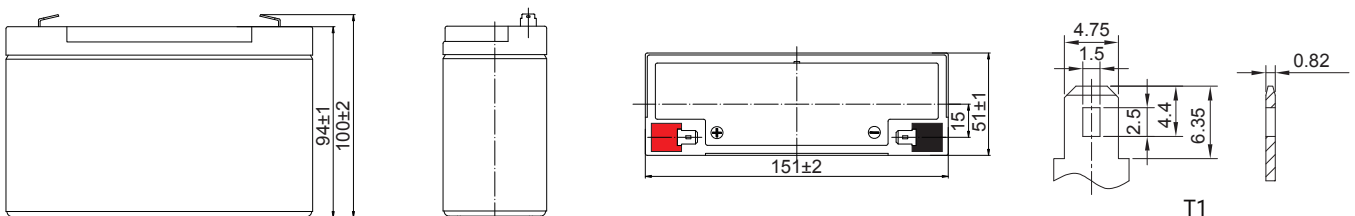
Specifications

Nominal Voltage	6V	Nominal Oper. Temp. R.	25±3°C
Nominal Capacity	12Ah (C ₂₀ , 1.80V/cell)	Cycle Use	Initial Charging Current less than 3.6A. Voltage 7.35V+1% at 25°C. Temperature Coefficient -10mV/°C.
Approx. Weight	1.95kg	Standby Use	No limit on Initial Charging Current. Voltage 6.83V +1% at 25°C Temp. Coefficient -10mV/°C
Terminal	T1	Capacity affected by Temp.	40°C 103% 25°C 100% 0°C 86%
Container Material	ABS UL94 V0	Self Discharge	SB batteries may be stored for up to 6 months at 25°C and then a freshening charge is required. For higher temperatures the time interval will be shorter.
Rated Capacity (25°C)	12.0Ah/0.600A, 20hr, 1.80V/cell 11.2Ah/1.12A, 10hr, 1.80V/cell 10.15Ah/2.03A, 5hr, 1.75V/cell 8.94Ah/2.98A, 3hr, 1.75V/cell 7.49Ah/7.49A, 1hr, 1.60V/cell	Life Expectancy	3-5 years according to EUROBAT
Max. Discharge Current	180A (5s)		
Internal Resistance / Impedance (1kHz)	Approx. 15mΩ		
Operating Temp. Range	Discharge: -15~50°C Charge: 0-40°C Storage: -15~40°C		

Dimensions

■ T1 Terminal

Unit: mm | Dimensions: 151 Length X 51 Width X 94 Height (100 Height incl. Terminal)





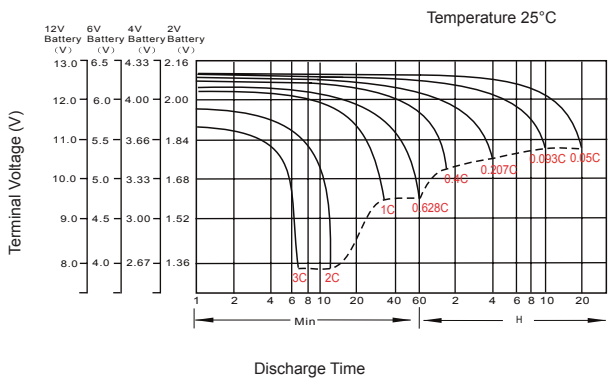
Constant Current Discharge (Amperes) at 25°C

F.V/Time	5min	10min	15min	20min	30min	45min	1h	2h	3h	4h	5h	6h	8h	10h	20h
1.85V/cell	22.9	15.2	12.5	11.0	9.02	7.04	5.83	3.58	2.70	2.22	1.88	1.63	1.30	1.08	0.594
1.80V/cell	27.4	18.2	14.7	12.6	10.1	7.73	6.31	3.84	2.88	2.36	1.98	1.70	1.34	1.12	0.600
1.75V/cell	32.8	20.9	16.4	13.9	10.8	8.27	6.67	4.00	2.98	2.42	2.03	1.75	1.38	1.14	0.606
1.70V/cell	38.1	23.3	18.0	15.1	11.5	8.67	6.96	4.14	3.05	2.47	2.08	1.79	1.40	1.16	0.617
1.65V/cell	42.0	25.3	19.3	16.2	12.1	9.06	7.20	4.27	3.14	2.54	2.12	1.82	1.42	1.18	0.625
1.60V/cell	46.3	27.4	20.8	17.1	12.8	9.42	7.49	4.38	3.21	2.60	2.17	1.86	1.45	1.20	0.629

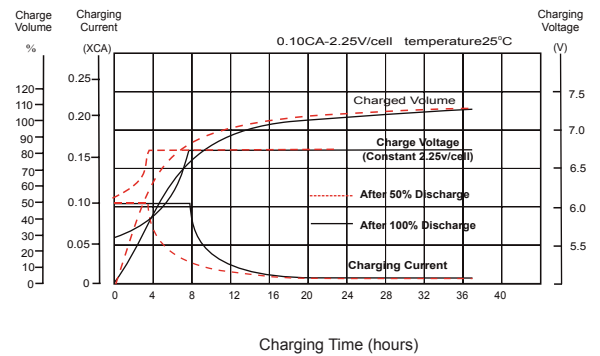
Constant Power Discharge (Watts/cell) at 25°C

F.V/Time	5min	10min	15min	20min	30min	45min	1h	2h	3h	4h	5h	6h	8h	10h	20h
1.85V/cell	42.6	28.4	23.6	20.8	17.1	13.5	11.3	6.96	5.26	4.33	3.69	3.20	2.56	2.14	1.18
1.80V/cell	49.5	33.4	27.2	23.6	19.0	14.7	12.1	7.41	5.58	4.59	3.86	3.33	2.65	2.21	1.19
1.75V/cell	58.8	37.9	30.0	25.8	20.2	15.7	12.7	7.69	5.75	4.68	3.95	3.42	2.71	2.26	1.20
1.70V/cell	67.3	41.7	32.7	27.8	21.4	16.3	13.2	7.94	5.88	4.78	4.04	3.48	2.75	2.29	1.22
1.65V/cell	73.1	44.6	34.7	29.5	22.4	16.9	13.6	8.17	6.02	4.88	4.11	3.54	2.79	2.32	1.23
1.60V/cell	79.2	47.5	36.6	30.6	23.3	17.5	14.1	8.33	6.13	4.99	4.18	3.61	2.84	2.35	1.24

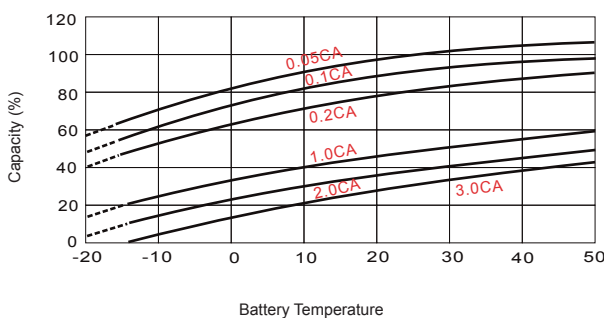
Discharge Characteristics



Float Charging Characteristics



Temperature Effects in Relation to Battery Capacity



Effect of Temperature on Long Term Float Life

